



Turbine Flow Meter

B16D Series FloClean Sanitary

DESCRIPTION

The FloClean Sanitary turbine flow meter was developed for use in the food, beverage and pharmaceutical industries. The 316L stainless steel construction provides a durable and cost efficient flow measurement system that offers excellent accuracy and repeatability.

The FloClean uses the most up-to-date polishing technology on all internal components and all materials comply with FDA requirements. FloClean B16D Series meters have removable thrust bearings for ease of cleaning and inspection, and meet the requirements of 3-A Sanitary Standard number 28-04 for use in clean-out-of-place (COP) and sanitize-out-of-place (SOP) applications and carry the 3-A Sanitary symbol.

The FloClean output signal is a sine-wave that is proportional to volumetric flow. With optional Blancett electronics, FloClean provides local flow rate and volume totalization and interfaces with most displays, PLCs and computers.

OPERATING PRINCIPLE

Fluid entering the meter first passes through an inlet flow straightener that reduces its turbulent flow pattern. Fluid then passes through the turbine, causing the turbine to rotate at a speed proportional to fluid velocity. As each turbine blade passes through the magnetic field generated by the meter's magnetic pickup, an AC voltage pulse is generated. These pulses provide an output frequency that is proportional to volumetric flow.

REPAIR KITS

Factory calibrated replacement kits are available for field or factory service. Both of the FloClean models are designed to allow for quick, easy disassembly and replacement of internal components. The repair kit contains two retaining rings, two rotor supports, one rotor assembly and a K-factor tag.

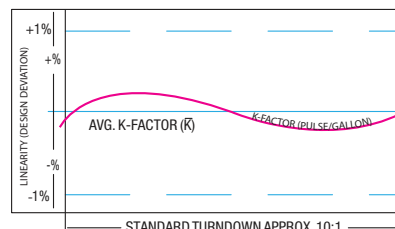
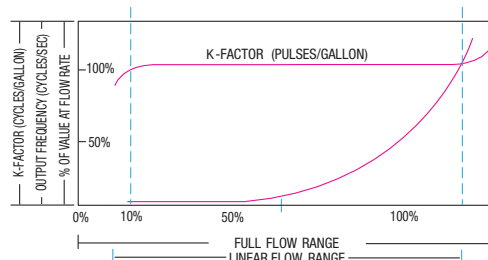


K-FACTOR

The K-factor represents the number of output pulses transmitted per gallon of fluid passing through the turbine meter. Each turbine has a unique K-factor. However, turbine meters are not functionally consistent throughout the full flow range of the meter.

There are several forms of friction inherent in turbine meters that slow down the rotational movement of the turbine rotor. These frictional forces include: magnetic drag, created by electromagnetic force of pickup transducers; mechanical drag, due to bearing friction; and viscous drag, produced by flowing fluid. See charts below.

As flow increases, the frictional forces are minimized and the free-wheeling motion of the turbine rotor becomes more linear (proportional to flow). The K-factor becomes relatively constant and linear throughout the balance of the linear flow range. This is approximately a 10:1 turndown ratio from the maximum flow rate down to the minimum flow rate.



Badger Meter

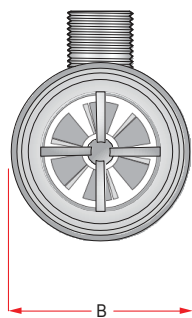
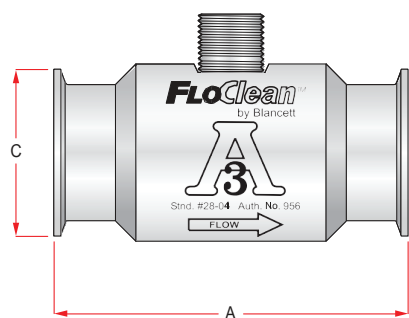
TRB-DS-02185-EN-01 (November 2016)

Product Data Sheet

SPECIFICATIONS

Materials of Construction	Body and internal wetted parts	316L stainless steel
	Bearings	Standard-nickle bindery tungsten carbide
	Turbine	Nickel plated CD4MCU stainless steel
	Shaft	Nickel bindery tungsten carbide
Accuracy	±1.0% of reading	
Repeatability	±0.1%	
Calibration	Water (NIST traceable calibration)	
Pressure Rating	1,000 psi (Rating based on tri-clamp sanitary connection)	
Turbine Temperature	-150...300° F (-100...149° C)	
End Connections	Sanitary clamp end	
Mag Pickup	NEMA 6; -150...300° F (-100...149° C)	

DIMENSIONS



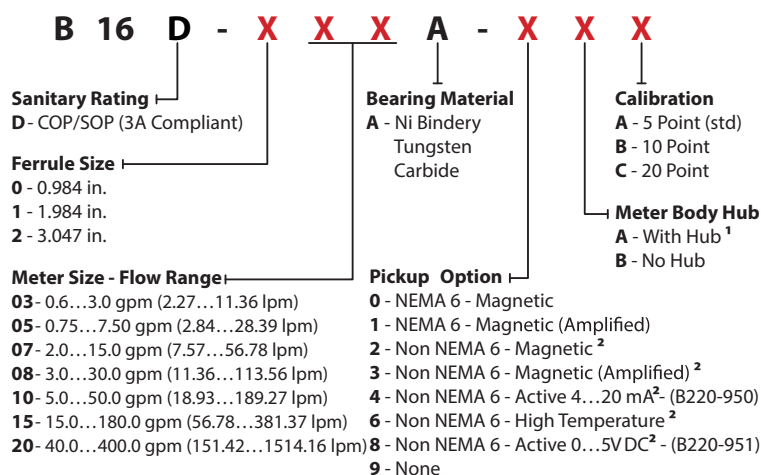
Ferrule Size Part No.	A	B	C
0	3.00 in. (76.2 mm)	1.46 in. (37.1 mm)	0.984 in. (25.0 mm)
1	4.00 in. (101.60 mm)	2.00 in. (50.80 mm)	1.984 in. (50.4 mm)
1*	6.25 in. (158.8 mm)	2.33 in. (59.2 mm)	1.984 in. (50.4 mm)
2	6.50 in. (165.1 mm)	3.20 in. (81.3 mm)	3.047 in. (77.4 mm)

* 15.00...180.00 gpm flow range only

SIZE CHART

Ferrule Size	Flow Rate		K-Factor Pulse/US Gal	Repair Kit Part Number
	gpm	lpm		
0.984 in. (25.0 mm)	0.60...3.00	2.27...11.36	20,000	B16D-K03A
0.984 in. (25.0 mm)	0.75...7.50	2.80...28.40	13,000	B16D-K05A
0.984 in. (25.0 mm)	2.00...15.00	7.50...56.80	2750	B16D-K07A
1.984 in. (50.4 mm)	0.75...7.50	2.80...28.40	13,000	B16D-K05A
1.984 in. (50.4 mm)	2.00...15.00	7.50...56.80	2750	B16D-K07A
1.984 in. (50.4 mm)	3.00...30.00	11.40...113.50	2686	B16D-K08A
1.984 in. (50.4 mm)	5.00...50.00	19.00...190.00	870	B16D-K10A
1.984 in. (50.4 mm)	15.00...180.00	56.80...681.40	330	B16D-K15A
3.047 in. (77.4 mm)	40.00...400.00	151.40...1515.20	52	B16D-K20A

PART NUMBERING INFORMATION



¹ 1/2 in. hub for body size 0; 1 in. hub for body sizes 1 and 2.

² Indoor use only.

Control. Manage. Optimize.

Blancett is a registered trademark of Badger Meter, Inc. Other trademarks appearing in this document are the property of their respective entities. Due to continuous research, product improvements and enhancements, Badger Meter reserves the right to change product or system specifications without notice, except to the extent an outstanding contractual obligation exists. © 2016 Badger Meter, Inc. All rights reserved.

www.badgermeter.com

The Americas | Badger Meter | 4545 West Brown Deer Rd | PO Box 245036 | Milwaukee, WI 53224-9536 | 800-876-3837 | 414-355-0400
México | Badger Meter de las Americas, S.A. de C.V. | Pedro Luis Ogazón N°32 | Esq. Angelina N°24 | Colonia Guadalupe Inn | CP 01050 | México, DF | México | +52-55-5662-0882
Europe, Middle East and Africa | Badger Meter Europa GmbH | Nürtinger Str 76 | 72639 Neuffen | Germany | +49-7025-9208-0
Europe, Middle East Branch Office | Badger Meter Europe | PO Box 341442 | Dubai Silicon Oasis, Head Quarter Building, Wing C, Office #C209 | Dubai / UAE | +971-4-371 2503
Czech Republic | Badger Meter Czech Republic s.r.o. | Mařikova 2082/26 | 621 00 Brno, Czech Republic | +420-5-41420411
Slovakia | Badger Meter Slovakia s.r.o. | Racianska 109/B | 831 02 Bratislava, Slovakia | +421-2-44 63 83 01
Asia Pacific | Badger Meter | 80 Marine Parade Rd | 21-06 Parkway Parade | Singapore 449269 | +65-63464836
China | Badger Meter | 7-1202 | 99 Hangzhong Road | Minhang District | Shanghai | China 201101 | +86-21-5763 5412
Switzerland | Badger Meter Swiss AG | Mittelholzerstrasse 8 | 3006 Bern | Switzerland | +41-31-932 01 11